



Student Welcome Guide

The All-In-One Studying Platform



Making the most out of CircleIn

- **Introduction of the App**
 - What is CircleIn?
 - Navigating through the app
- **Motivation to Study**
 - Rewards Store
 - Leaderboards
- **Everything in One Place**
 - Creating and Sharing
 - Collaborating
 - Studying to Succeed

Table of Contents

Introduction of the App

- What is CircleIn?04
- Navigating through the app.....05

Motivation to Study

- Creating Excitement.....06
- Rewards Store.....07
- Leaderboards.....08

Everything in One Place

- Chats.....09
- Study Room.....10
- Class Feed.....11-12
- My Classes.....13
- Flashcards.....14-16
- Note Taking.....17
- Workflow.....18
- Support/Contact Us.....19





What Is CircleInApp.com?

A place where students can collaborate



Get automatically connected with your peers through various tools like class group chats, study room video chat, and more!

Share useful and resourceful content



Engage with your peers even further by sharing helpful content like links, notes, and other great resources!

Build studying and productivity habits



Get into the studying groove by utilizing studying tools! Create and study your own flashcards, type out some notes, or get organized by creating tasks!

Navigating Through the App

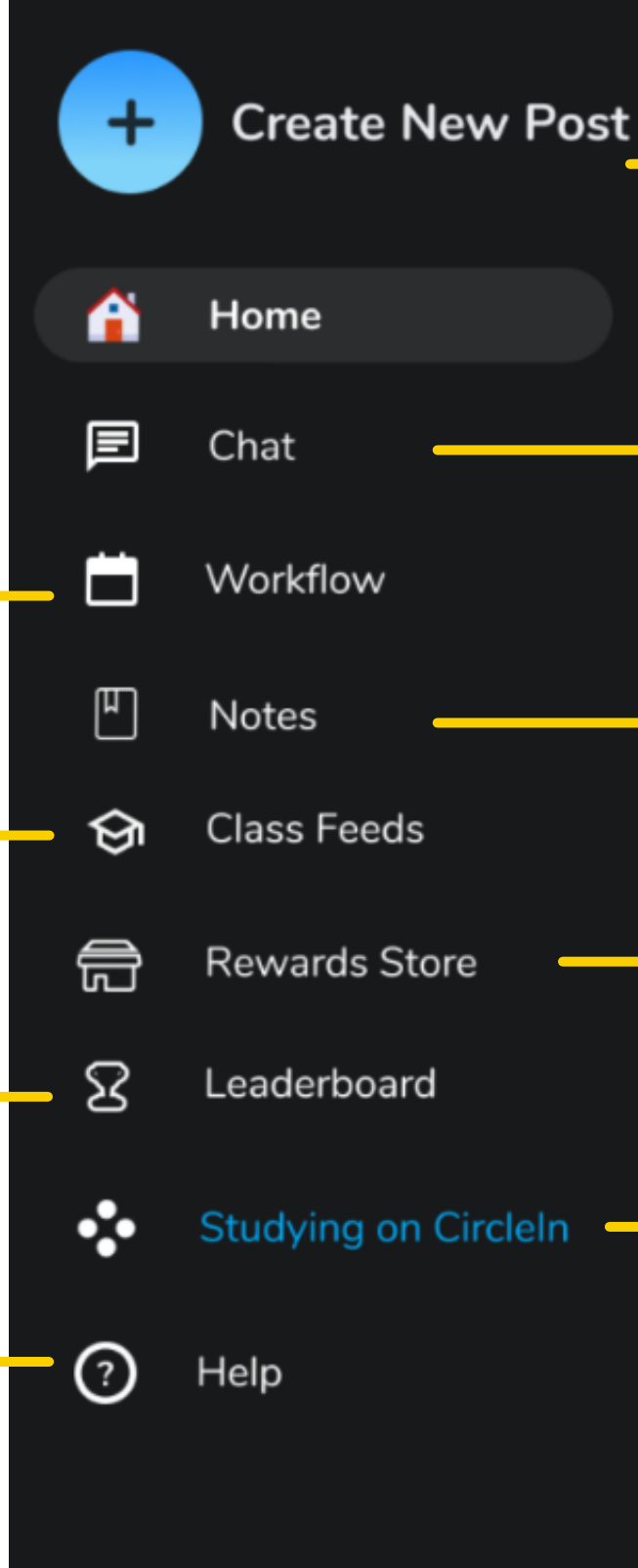
The Side Menu Panel

Workflow: Stay ahead of deadlines by creating visual tasks, and track your progress, all while earning valuable points.

Class Feeds: Get the most up-to-date view of what classmates are posting. Further support each other by collaborating and engaging with your peers.

Leaderboard: Track your point progress and eligibility for monthly rewards and end-of-semester scholarships.

Help: Get directed to the Student Support Center to watch feature walk-through videos, review our FAQs, and submit a ticket for our support team.



Blue +: Click here to get a dropdown menu of all types of posts you can create on the app.

Chat: Immediately get connected with classmates through the chats feature, with pre-populated class group chats ready to start the conversation.

Notes: Take your class notes directly within the app. Notes are auto-saved into the specified course folder, making it easy to stay organized throughout the semester.

Rewards Store: Here, you can sort through the list of gift card options, and select your top 3 favorite choices.

Studying on CircleIn: Here you can get more insight on how to use CircleIn for studying. A pop-up screen will appear full of quick helpful tips and tricks to get started on the app.

Accomplish what's most important to you! 



Creating Excitement

Earn Points to Win Rewards

Monthly Rewards

Every month, the top students who earn the most points on CircleIn get rewarded with a gift card of their choice.

Posting and Sharing Content

Virtually everything you do in the app equates to different point values. A notification will pop up to let you know how many points you've earned!

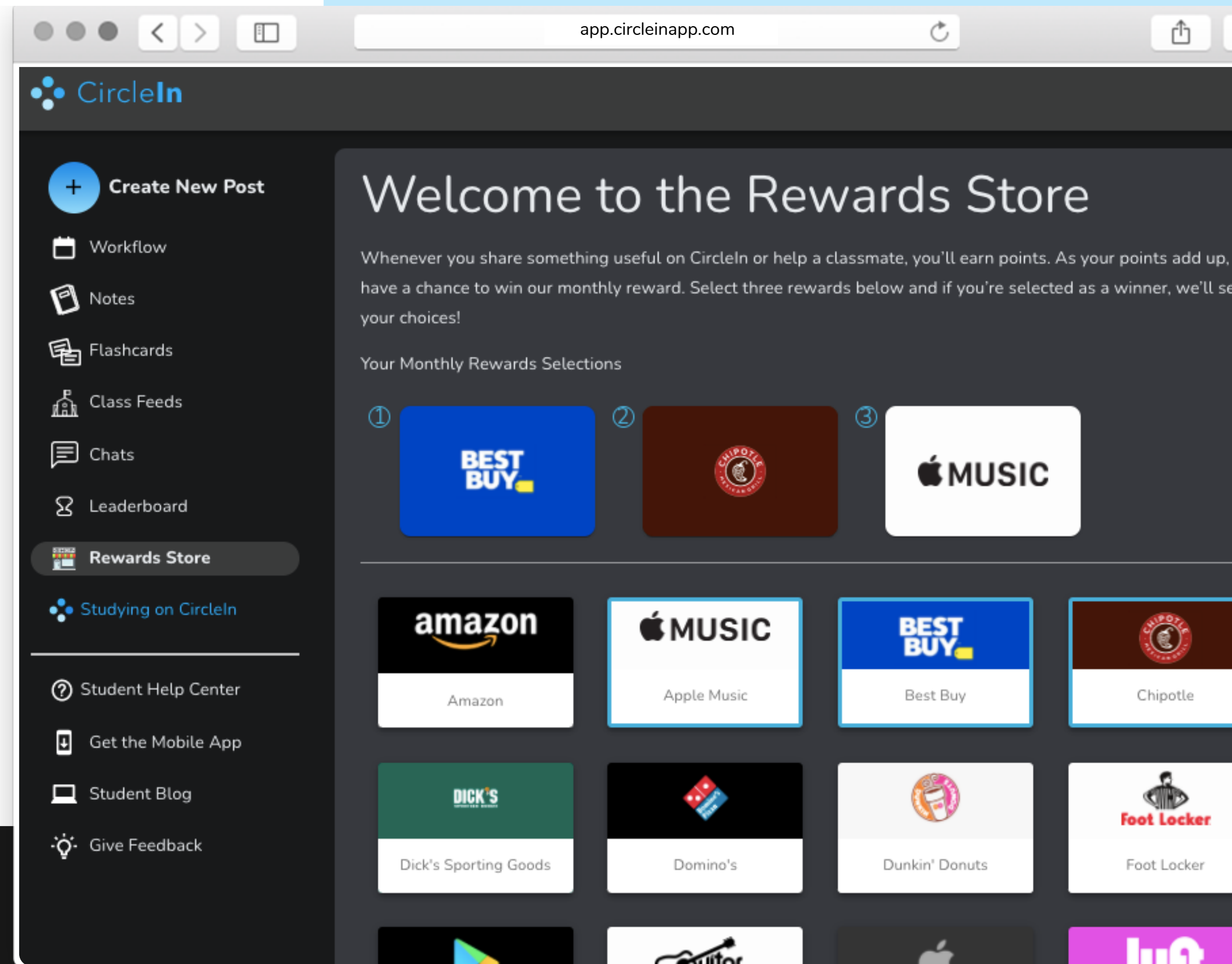
MVP Awards

Students who score top points week after week also have the chance to become eligible for scholarships at the end of the semester/term.

Rewards Store

You are able to sort through the list of gift card options and select your top 3 favorite choices.

Top students on CircleIn have the opportunity to win a gift card of their choice every month. **Students must meet the eligibility criteria to win.



Leaderboards

Sort between the Monthly Rewards and Scholarships tracker tabs to keep track of point progress and eligibility for Monthly Rewards and end-of-semester Scholarships.



Leaderboards

MONTHLY REWARDS SCHOLARSHIPS TRACKER

Days Remaining: 19

Points: 3k

*You must earn a minimum of 200,000 points per class on CircleIn to qualify for Monthly Rewards

Gifts You Selected to Earn

Current Leaders

	Student	August Points
1	NM Nuno Matos	90k
2	FM Felipe Machado	89k

Chats

Scholarships Tracker Tab is used to see how many MVPs you have earned thus far.

Leaderboards

MONTHLY REWARDS SCHOLARSHIPS TRACKER

Days Remaining: 2

MVPs earned: 0

CircleIn MVP Scholarships

Amount	Number of Winners	Eligibility Requirements*
\$500-\$2500	Varies	Earn at least 8 MVPs in a term Undergraduate at accredited school

Info *Must earn 200k points per class in a week to earn an MVP. Learn more about how to qualify by clicking more info

Current Leaders

	Student	MVPs
1	Michelle Cho	13
2	Matt Garcia	

Chats

Monthly Rewards Tab is used to see how many points you have for the current month.

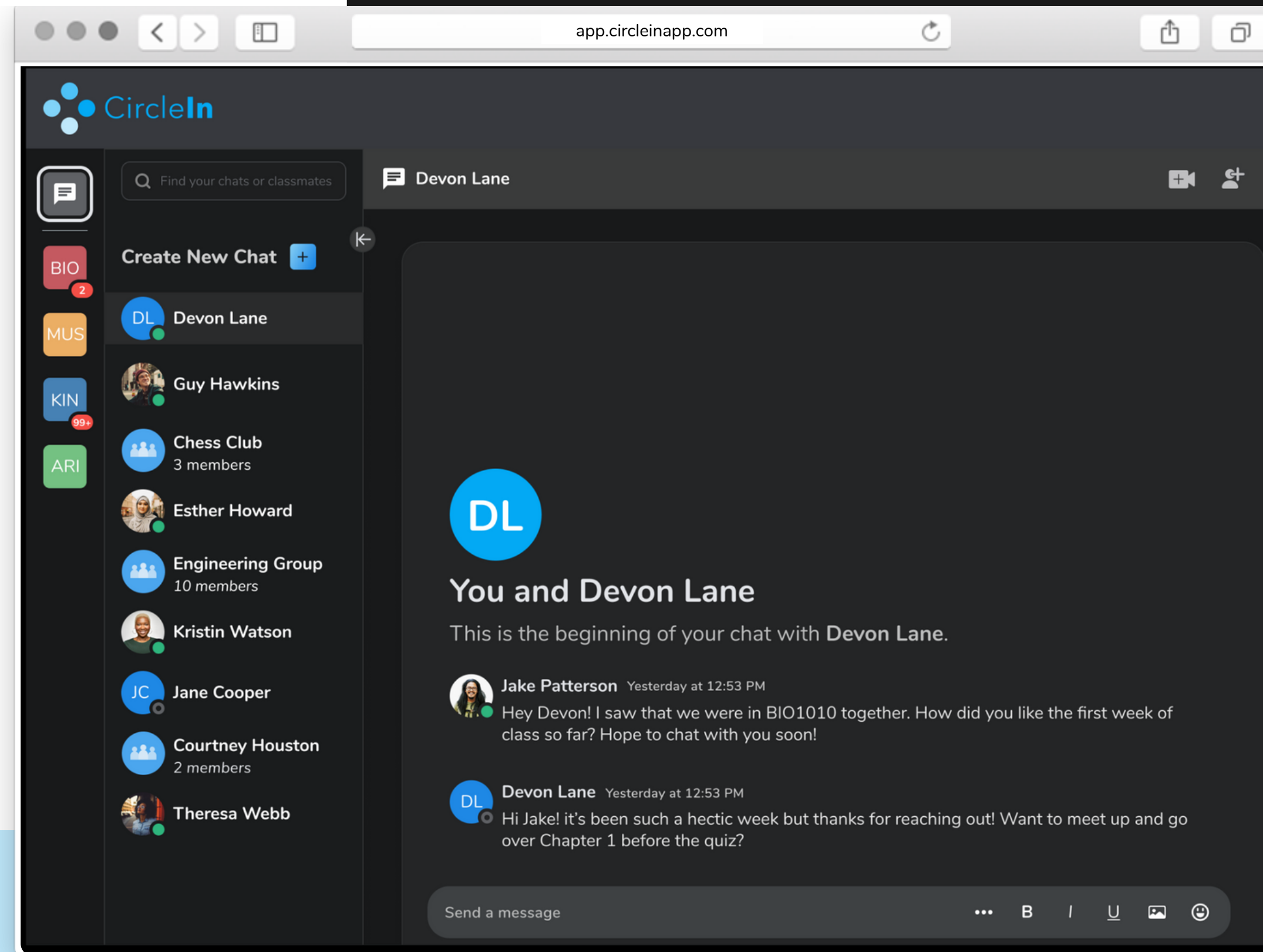
Chats

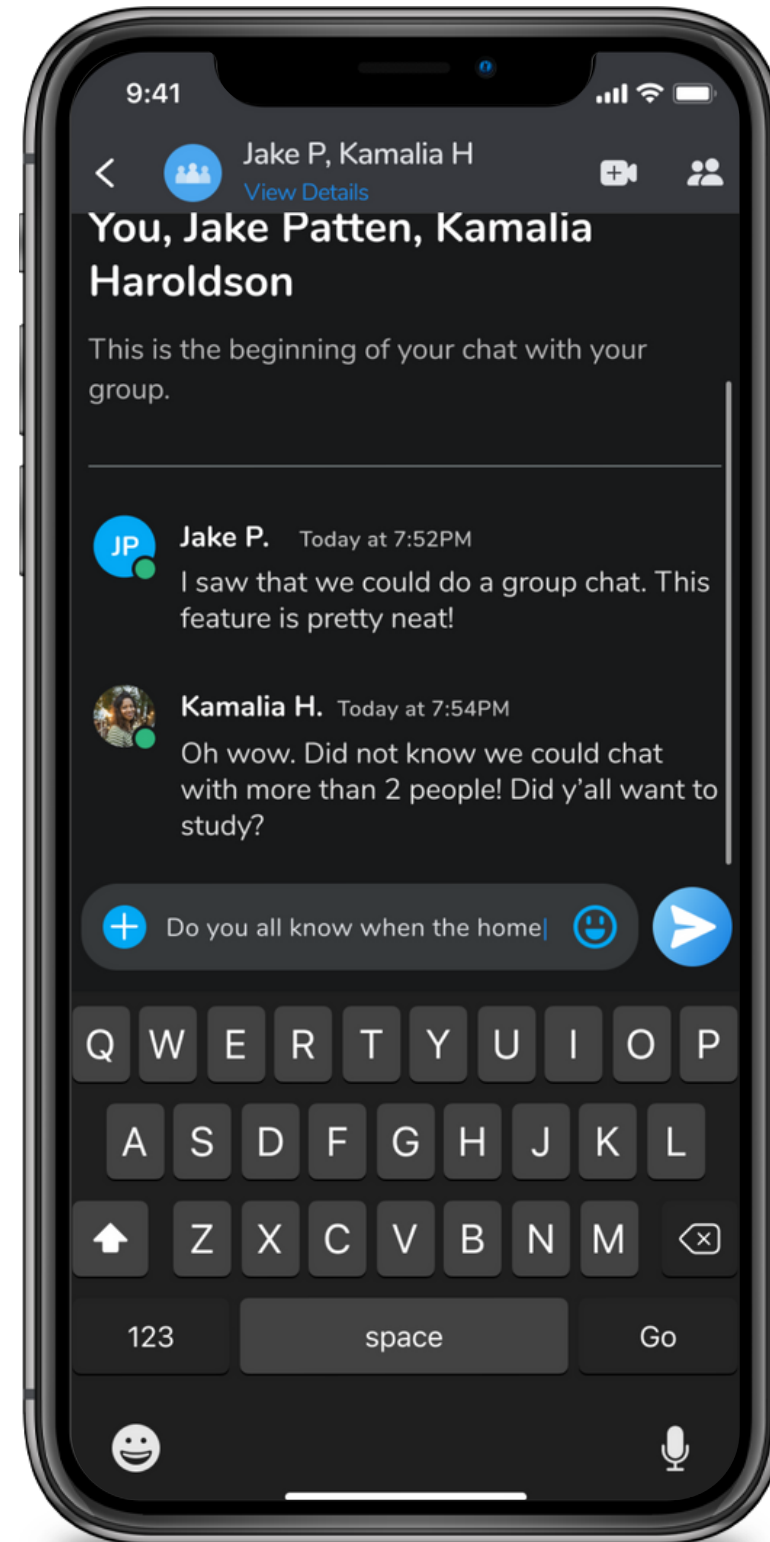

Immediately connect with peers

With CircleIn, you are immediately connected with your classmates through the Chats feature.

Skip that awkward process!

No need to exchange phone numbers and contact information, just jump into the auto-generated class group chats and get started! Create your own group chat with other students from your school and customize the chats you create by adding a picture and name to the group!





Study Room

Collaborate further together

Use Study Room to further collaborate with classmates and have your very own video study session to prepare for upcoming exams or group project assignments!

Screen Sharing - Multiple students can share their screens at once. Collaborate as you prepare for exams and work on group projects!

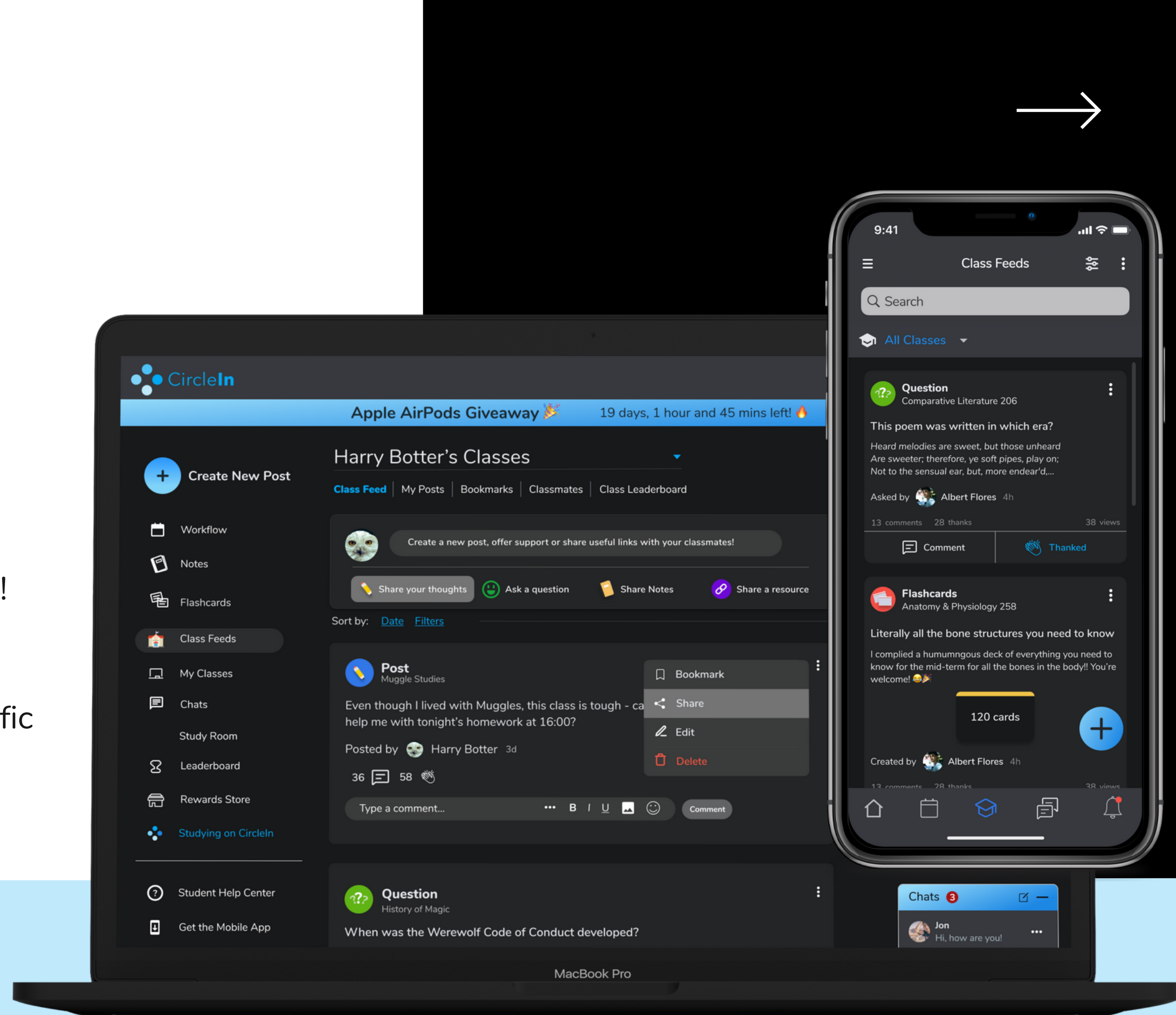
Class Feed

Create, share, and engage

Class Feed is where you can go to view posts that have been shared or created by any of your classmates.

Support your classmates by answering questions, commenting, and utilizing the "Thanks" button to show your appreciation!

Sort your Feed by clicking into my class dropdown at the very top, selecting a specific course section, and reviewing the feed.



Class Feed

Create, share, and engage



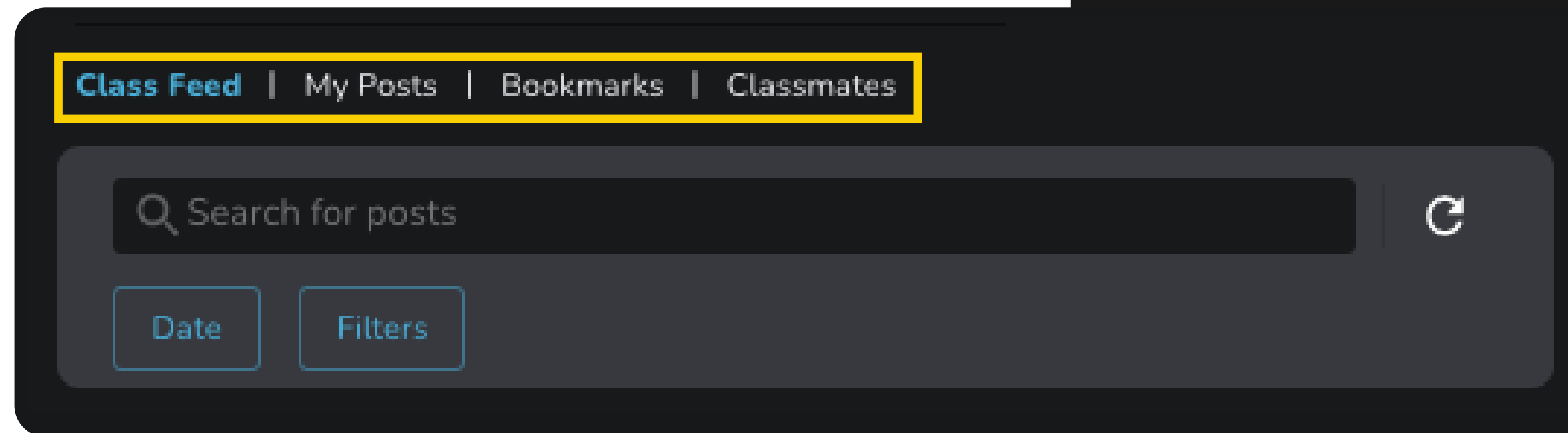
Sort Your Views



Class Feed: This view shows you all the posts you have either created or shared in the class.

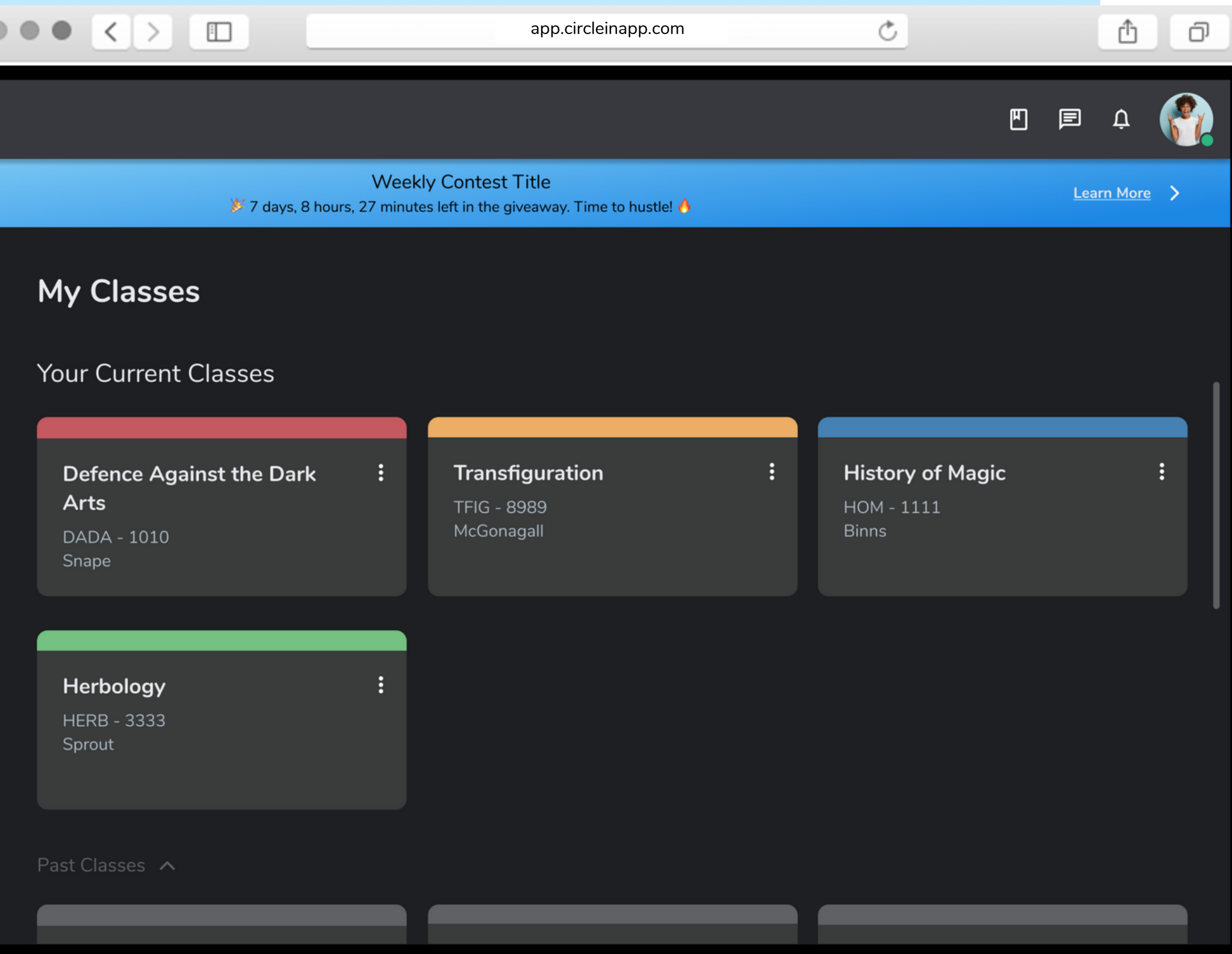
My Posts: In this view, you can review all posts that you have created or shared on the feed.

Bookmarks: Select this view to see all the posts you have bookmarked.



Classmates: This view will direct you to a pop-up screen displaying a list of your classmates in the class.

Search/Filters: Utilize the search bar and filters to easily find any question, resource, or studying material you're looking for!



My Classes

Get clear access to all classes

Within CircleIn, you are able to click on My Classes to get an overview of all the courses you have available on the platform.

Here, you can select any course section and get redirected to the Class Feed for that specific course.

Flashcards

Create and study

When it's time to prepare for an exam, a time-tested tool for studying and memorization is to create flashcards to review your material.

Start studying by taking advantage of our three studying modes: **Review Time**, **Quiz Yourself**, and **Match Magic** to easily review your flashcard decks.



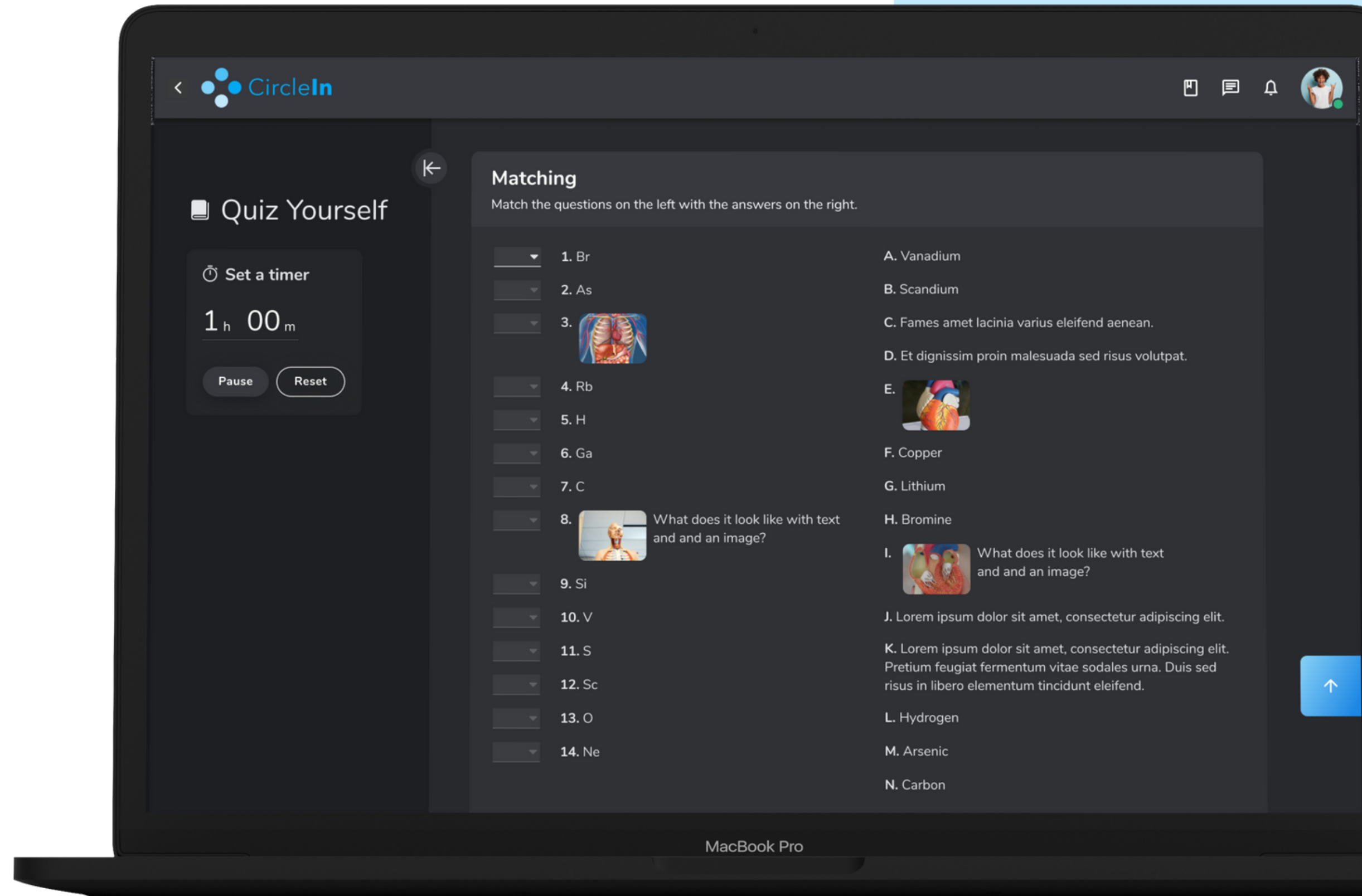

Flashcards

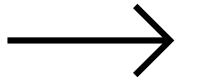
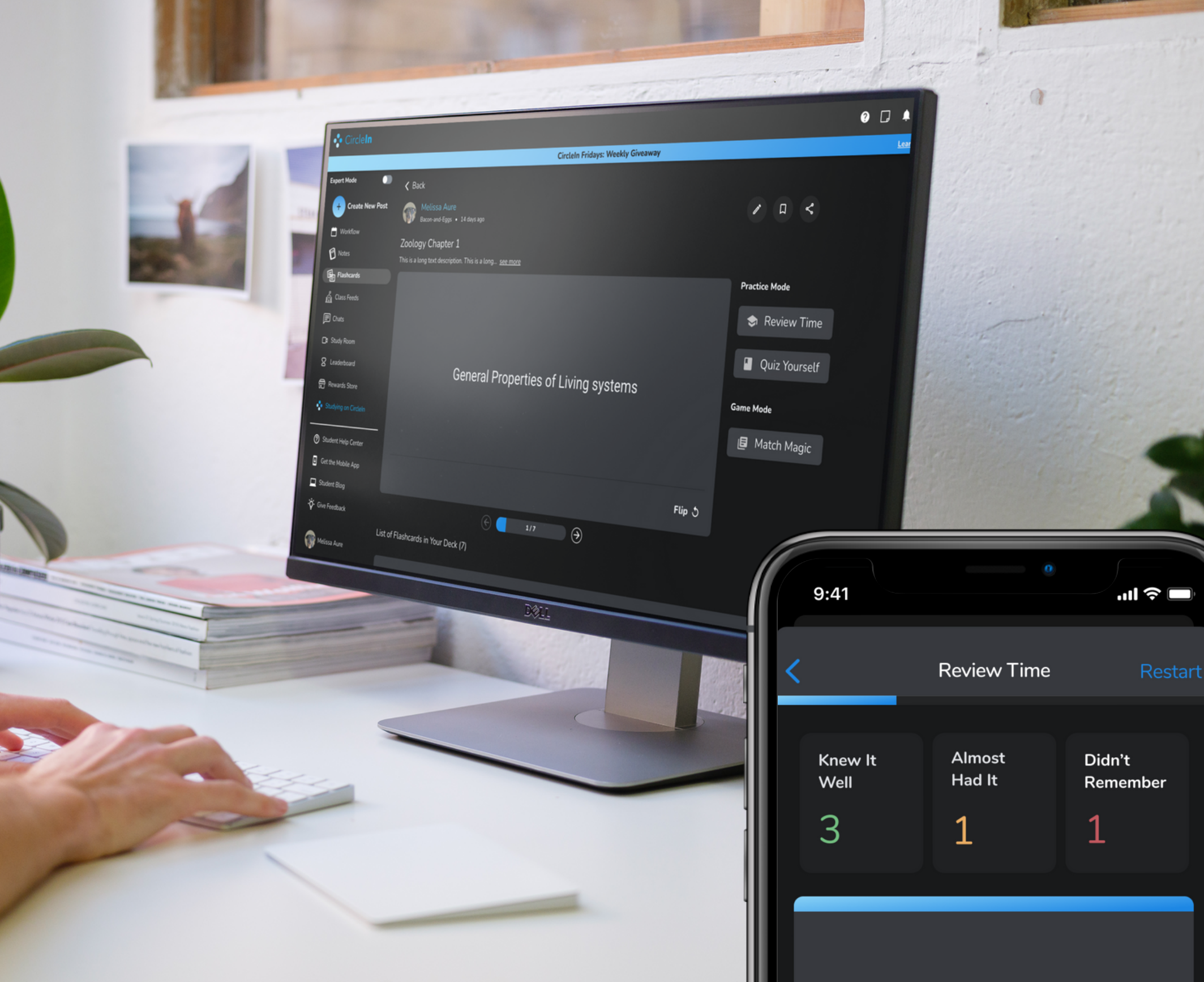
Test your knowledge with
Quiz Yourself

Randomly generate a quiz of your flashcards where you can time yourself with **Matching** and **Multiple Choice**.

Test how well you know your stuff by clicking on “**Get Results**” and watch the system automatically score the quiz.

*Available on web, coming soon to mobile





Flashcards

Study with Review Time

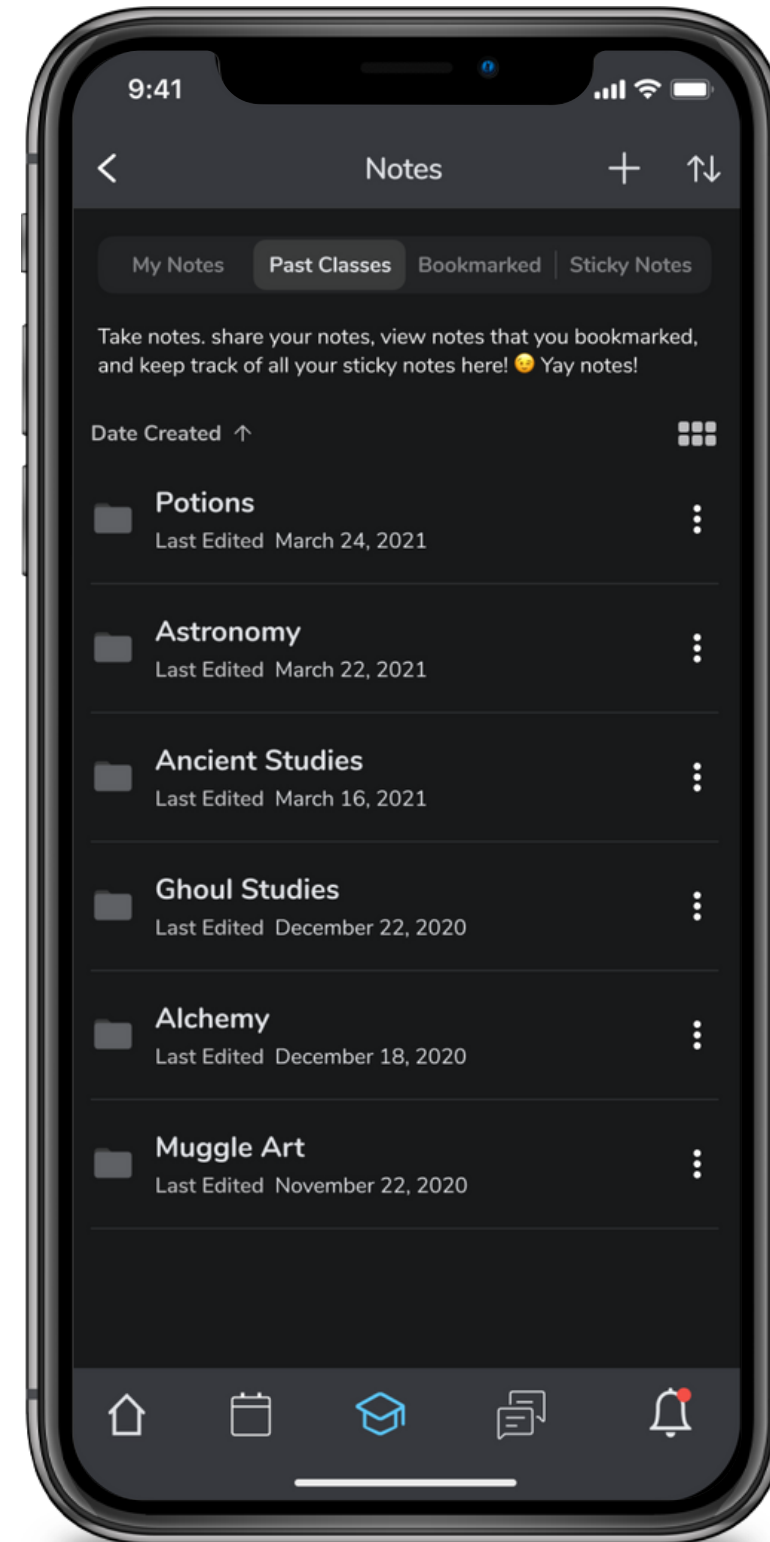
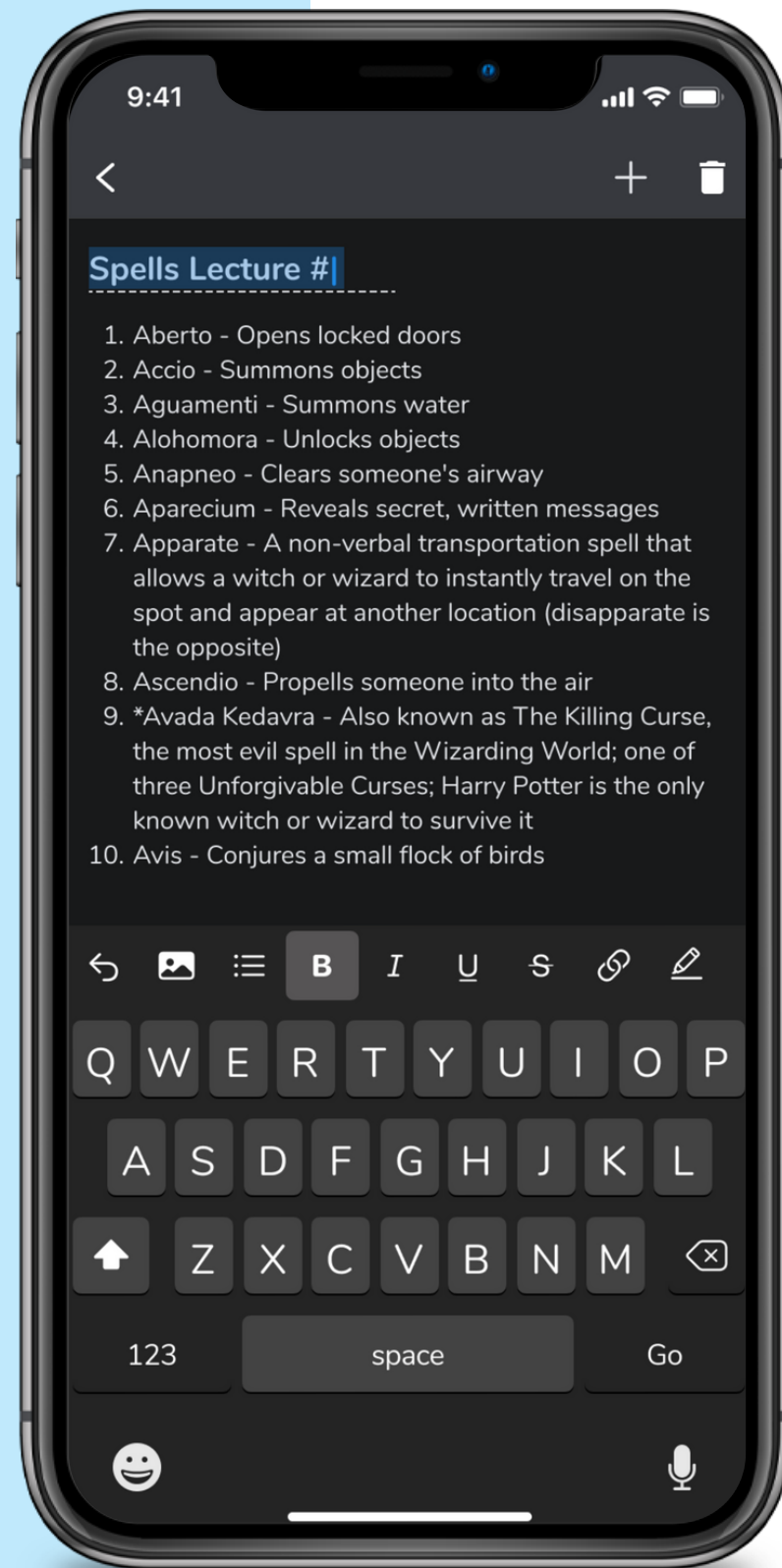
Review flashcards that you have created to memorize/study the content you have added to the deck.

Track your progress by marking your cards as "**Didn't Remember**", "**Almost Had It**", or "**Knew it Well**" to focus on the content you haven't mastered yet.



Note Taking

Keep it all in one place



Take Notes directly on CircleIn. Notes are automatically saved in individual folders created for all of your classes.

Access your notes anywhere! Notes can be taken and reviewed on our mobile and web versions.

Workflow

Manage all your tasks and due dates!

Manage all tasks and assignments in your own personal Workflow. Move your tasks between columns to track your progress. Utilize **reminders** and **due dates** to stay ahead of deadlines.

Utilize the calendar, board, and list views to personalize your workflow.

Pro Tip: Start with your syllabus and break down assignments into more manageable tasks.





Succeed Together

Join your all-in-one studying community today!

Top students succeed on CircleIn by working together and supporting each other. Experience a new way to study together!

If you have any additional questions, please feel free to contact us at support@circleinapp.com